

FIXED-TURNING®

The technology that will meet all your needs
throughout your professional life...

...Elite Power Contouring...

ENGLISH



CONTOUR-BB™


The distinction and the success
of the professional

NEVEN®

A World of Experience with Every Machine!

Valve seat machining, one century of evolution and ... the solution!

Before
PLUNGING
and the carbide form tool




x24



Drawing 1
Chatter Marks



x17



Drawing 2
Undulations

The lapping of powder metal valve seats, or of some cast iron valve seats, brings about unavoidable chatter marks. Chatter marks are very harmful to a valve since gases escape through them while the valve is shut.

The machined valve seat will consequently deform rapidly and its seal will never be adequate. Chatter marks result from carbide form tool scrapping a large surface of a material with a grainy structure made of different materials (such as powder metals, nodular cast irons...).

Traditional valve seats machined with the lapping technique (form tools), all present, undulations measuring hundredths of millimeters that are the direct result of irregular cutting efforts on a 360 degree rotation. The resultants of changing cutting efforts transmit irregular forces on machine spindles that will flex more or less depending on the machine and will yield irregular shapes. This phenomenon, well known by operators of manual machines, is compensated for, when large visible defects appear, with quick and forceful pressure on the spindle command.


The above results in considerable spindle efforts and, while it can help smooth out small defects, it can in no way rectify the geometry.

These undulations, inherent to the very principle of machining by lapping, have unquestionable consequences on valve sealing and require further lapping of each valve on its valve seat to obtain an acceptable seal. Valve lapping, so far accepted out of necessity by engine builders and their customers, has long been banished by engine manufacturers and anyone seeking the minimum quality required by current engine generations.

Now
FIXED-TURNING®
and the single point tool



x34



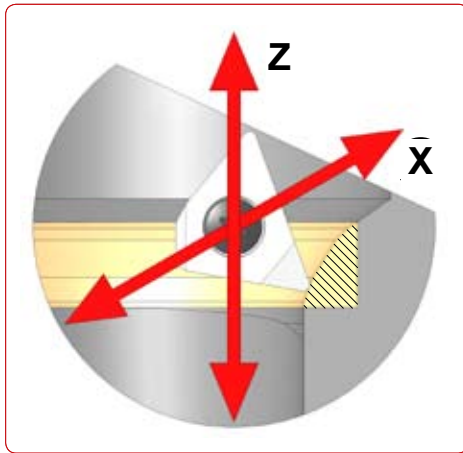
Drawing 3
Geometrical precision

Machining by Interpolation, **FIXED-TURNING®**, definitely eliminates all defects shown on Drawings 1 and 2.

Micro-chatter marks and undulations are virtually impossible to generate. Single point machining does not allow the formation of such defects. One only needs to consider machining on a lathe to convince oneself.

Machining with a turning tool traveling on two interpolated axes generates a circular micro-groove, perfectly round. The depth of the groove and the interval between 2 grooves is controlled by the numerical control of the machine, yielding the finest achievable surface finishes.

Much like cutting efforts, reduced considerably (300 times and more), surface finish defects are reduced to levels that rank **FIXED-TURNING®** at the very top of quality scales defined by leading OEMs.



Like the principle of the turning lathe, FIXED-TURNING® is based on the simultaneous shifting of a single-point cutting tool around two axes (x, z). Unlike the lathe where the piece rotates, FIXED-TURNING® sees the tool rotating beyond its two axes (x, z) while the piece (cylinder head) remains still.

The tool, piloted by a numerical system, has the capacity to describe the longest profiles (within the limit of the spindle) together with the most complex ones, including radii, straight lines and diverse concave or convex curves. Like the precision lathe, FIXED-TURNING® tool machines the most complex shapes with the highest precision.


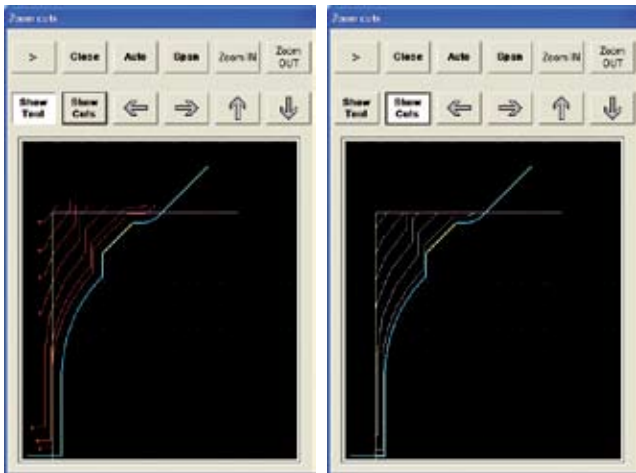
FIXED-TURNING® carries out different operations, including curves, straight lines, inclined in all the directions. The NEWEN® numerical control pilots the shifting of the tool so that the cutting section remains identical regardless of the portion of the machined profile. A powerful computer continuously calculates the optimal trajectory of the tool so that the cutting efforts are regular and reduced to a minimum. Every single shaving calculated from a fraction of a second to a fraction of a second is produced in such way that no fluctuation of the cutting efforts can disrupt the balance and the flexibility of the spindle.

FIXED-TURNING® performs a perfect operation and ensures the air-tightness of the valve seats.

The custom developed NEWEN® electronic board pilots the numerical axes with an extreme precision and guarantees total uniformity. The computer and its flat touch-screen represent the most user-friendly interface for an operator who will be freed-up of the programming constraints by using the NEWEN® software that allows him to carry out the most complex operations without necessarily having any programming skills.

The machining programs are automatically optimised and memorized for the operations to follow one another while the precision repeats itself endlessly.

**As in many other domains,
the NEWEN® numerical control
frees the operator and guarantees
the excellence of a professional**



NEWEN CONTOUR-BB™

a technology concentrate!

FIXED-TURNING® numerically controlled axes driven by satellite roller screws and servo- motors of the latest generation. A precision of the tool travelling by interpolation is measured in thousandths of mm.

X-axis (250 mm / 9.84") mounted on linear ways authorizing any cylinder head position while guarantying systematic balancing of the spindle. Increased work capacity and increased machining precision. A NEWEN®'s exclusive.

The spindle is incorporated in the machine head moving on the x,y axis owing to an air cushion. Automatic centering with programmable temporization. Automatic re-centering of the spindle with pneumatic jacks.

Control panel fitted with push-buttons and protected by interchangeable lexan, multifunctional electronic wheel. Precision. Reliability.


Machining spindle mounted on special high precision bearing, greased for life. Powerful transmission via machined high precision spiral bevel pinion set.

SGC200M , palletizable™, 360° double-angle manual rollover clamping fixture. Allows quick positioning of most cylinder heads regardless of the valve guide angles. Also allows to simply raise cylinder heads to any desired level and to roll them over for various jobs. This patented system is quick, universal, very rigid, user friendly and does not put any stress on cylinder heads owing to its independant jaws and spherical collet clamping system.

Electronic and electric components interconnected with quick plugs. Automatic ventilation and filtration of the container (mounted on rails) each time the machine is in use. Electronics conceived and realized by NEWEN®.

Stress relieved welded frame coated with industrial resin, resitant to any chemical agent (High frequency stabilization during welding).

Machine head, pressurized by constant air flow for protection of all the mechanical precision components against metallic operating dusts.



Technical Characteristics

NEWEN® CONTOUR-BB™ : 2-Axis Single Point CNC Valve Seat & Guide Machine.
NEWEN FIXED-TURNING® MACHINING PROCESS (PATENTED)

<i>Longitudinal head travel (distance from guide to guide - X)</i>	760mm (29.92")
Y-Axis machining head travel	60mm (2.36")
Machine parallels mounted on linear ways – Displacement Y	100mm (3.94")
Z-Axis mounted on linear ways (vertical travel)	250mm (9.84")
<i>Z' machining travel (sheath travel for machining purposes only)</i>	80mm (3.15")
<i>Automatic carriage displacement radius 22 mm in diameter</i> <small>(ex: if tool set with a diameter of 20 mm, max machining dia without repositioning tip holder 42mm)</small>	11mm (.43")
<i>Machining capacity</i>	13.5mm - 80mm+ (.53" - 3.15"+)

<i>Possible Profiles</i>	unlimited
<i>Material to be machined</i>	Any type of material from aluminum to tempered steels
<i>Spindle rotation speed</i>	120-3000 Rpm
<i>Spindle motor</i>	1.5 HP
<i>Spindle feed and carriage motors</i>	Servo Motors
<i>Hydraulic unit</i>	200 Bars (2,900psi)
PC	Industrial type with touch screen
<i>Connections</i>	RS232 – Ethernet Centronics – USB
<i>Operating System</i>	Windows XP Pro
<i>Electric box with interchangeable filter</i>	
<i>Incorporated low-voltage multipoint lighting</i>	
<i>Electronic depth gauge LVDT</i>	
<i>Numerical control</i>	NEWEN®
Software	NEWEN®

CYLINDER HEAD DIMENSIONS


<i>Maximum height (without removing pilot)</i>	350mm (13.78")
<i>Maximum length</i>	unlimited
<i>Maximum width</i>	Approx. 500mm (19.68")

MACHINE DIMENSIONS

<i>Machine height (head up)</i>	2200mm (86.62")
<i>Machine width (screen moved all the way out)</i>	1430mm (56.30")
Depth	1150mm (45.26")
<i>Machine net weight</i>	720 Kg (1588 Lbs)
<i>Machine gross weight</i>	950 Kg (2095 Lbs)
Voltage	220V Single Phase, 50-60 Hz
Air Pressure	Mini 6 bars, 90 Psi

PACKING DIMENSIONS

Height	2100 mm
Depth	1130 mm
Length	1230 mm



Incorporated low-voltage multipoint lighting -- cold light. The work area is particularly well lit, the control of the finished work is improved and, consequently, the operator's fatigue is reduced.

NEWEN FIXED-TURNING® machining head featuring patented friction free, pinion free and maintenance free kinematics, capable of machining with the highest degree of precision, year after year. Pilot centered and held by an original and particularly efficient crush sleeve system.

Industrial PC of the latest generation with incorporated flat touch-screen. A user-friendly and intuitive dialogue between the machine and the operator. Unlimited memory capacity.

Solid honeycomb-design machine upper ways confers stability, longevity and precision to the machine.

Machine parallels mounted on linear ways, greased for life, entirely protected. Simple, fast and efficient mechanical lock to ensure effortless positioning of any cylinder head.



NO LIMITS



Chatter Free

The untimely chatter marks destroying the surface finish of a valve seat has been, for decades, the engine rebuilder's nightmare. No cutting tool design, no cutting method, no machine or tool brand have been able to solve this recurrent and fatal quality problem.

The origin of this calamity lies in the very nature of the form-tools used. The highly developed profiles composed of multiple segments generate important and irregular cutting efforts giving life to more or less elevated frequency chatter marks.

Modern heads require minimum machining and very light cuts, making the most destructive chatter marks unavoidable. The very nature of modern sintered materials accentuate these harmful phenomena. In many instances, it is not possible to rework the valve seat in acceptable conditions. With NEWEN® FIXED-TURNING® chatter marks are not only improbable, they are definitely eliminated. The shavings do not exceed 1/1000 of mm² and the cutting efforts cannot, in any case, give place to chatter marks and/or undulations. The most sensitive repairs can be carried out.

Unparalleled Geometric Qualities

FIXED-TURNING® allows the lightest cuts. Refreshing a valve seat profile a fraction of one thousands is possible, all the cylinder heads can be re-machined while respecting the most stringent specifications.

FIXED-TURNING® guarantees geometric qualities never reached before. A perfectly round seat (circularity <3 microns) is the first condition to obtain a perfect seal. The optimum concentricity also obtained with this system, as well as the

perfection of angles and radii will give to the engine its very optimum output, superior to its original condition.

Valve seat angles can be adjusted, at will, every one hundredth of a degree. One will attain a PERFECT SEAL between the valve seat and its valve, the first time around, WITHOUT LAPPING.

Unlimited Valve Seat Profiles

There are no impossible valve seat profiles for FIXED-TURNING®. All profiles are feasible, including Venturis, unimaginable with any other known machining systems on the market today.

One same single point cutter allows to machine all the valve seats, regardless of their shape and/or composition.

The machine has over 300 profiles stored in memory -- the most commonly used ones in the industry. An unlimited number of profiles can be added. Over 300 cutters totally free, always available, never to be renewed.

The single point cutter may be a coated tungsten carbide tool (TIN or ceramics coating) but may also be a Cermet, a CBN or a PCD tool, ideal to machine softer materials such as copper beryllium alloys, aluminum alloys or the toughest ones such as stellites materials, induction hardened seats, etc...

No more waiting periods, no more headaches to select the correct profile, no more expensive carbide tip inventory, you are always ready to serve your customers, all your customers, no matter what type of work they might be bringing you, all with 2 or 3 tip-holders and your pilots. *Here starts the era of savings!*

Machining Capacity

The NEWEN's FIXED-TURNING® range stands as the most comprehensive range of machines dedicated to precision valve seat machining. From 13mm to over 200mm and beyond, the system guarantees circularities within 3 microns.

New perspectives

Manufacturing processes have been revolutionized by computers, software and other new technologies. More than ever before, technological revolutions succeed one another, forcing aftermarket service suppliers to adapt at the same pace.

OEMs constantly use new materials, optimize designs thereby adding to the difficulty, they multiply cylinder heads models and shapes at a rate never seen before, while tightening machining specifications.

The engine rebuilder saw himself banned from the machining of small motorcycle cylinder heads, multi-valve cylinder heads, large industrial cylinder heads..., valve seats too hard, valve seats too soft, until its market got reduced further by numerous limits set forth by OEMs.

NEWEN FIXED-TURNING® eliminates all the constraints and limits. The engine rebuilder is once again able to successfully provide its service to everybody.

With NEWEN FIXED-TURNING®, the toughest OEM challenges become usual business.

*OEM Productivity,
Job Shop Flexibility.*



QUALITY IS NOT ASSUMED! IT IS MEASURED AND PROVEN

Traditional measuring means are not sufficient to precisely control valve seats and valve guides machined with NEWEN FIXED-TURNING® machines.



NEWEN® has equipped itself with a TALYROND 365XL control machine, especially conceived and dedicated to the measurement of shapes, coaxialities, surface finish...

This machine whose resolution is 1/100 of a micron allows to automatically control all geometric parameters that define the quality of a guide and a of valve seat: circularity, concentricity, runout, cylindricity, segment linearity, angles, surface finish... The control reports and graphs resulting from the tests are indisputably recognized by the control departments of the most prestigious OEMs.

All NEWEN FIXED-TURNING® machines automatically and regularly produce valve seats with form defects not exceeding 3 microns (0.003 mm/0.00012"). A quality envied by the most reputable and most avant-garde OEMs.

CONTOUR-BB-CS™

CONTOUR-BB-CS™, it is all the qualities and possibilities offered by the CONTOUR-BB™, plus the advantages of an abundant lubrication of the machining operations.

VALVE GUIDES: The reaming of valve guides with piloted NEWEN reamers guaranties their perfect calibration. The high output filtrated cutting fluid plays three essential roles to obtain the best machining results:

- 1) The cutting oil is forced by the custom flutes of the NEWEN reamers acting like pumps. The forced flow of the cutting lubricant pushes the shavings towards the outside of the valve guide and thus allows a perfect calibration. The reamer does not risk wearing because of the shavings that would come back up without that particular effect.
- 2) The efficient cooling off of the reamer and of the valve guide prevents the expansion of these two parts that are a source of diameter differences and calibration defects as, among others, cylindricity defects.
- 3) The 10 micron filtration and the settling stages of the cooling liquid eliminate all the shavings that would interpose between the guide and the reamer and would provoke surface finish defects.

VALVE SEATS: All the valve seats can be machined with the new carbide, ceramics or CBN cutters which are all coated with numerous layers of materials very resistant to wear. These cutters developed for numerically controlled machining of the general mechanical industry are inexpensive and their effectiveness is often multiplied by the spraying of a cutting oil that, while protecting the cutting edges, prevents the metal shavings from sticking to the tool.

Light materials such as aluminum and bronze beryllium are machined economically and with precision owing to tooling coolant spraying. The tools lives are multiplied and the surface finish qualities are greatly improved.

The finishing passes in all the materials benefit from the absence of shavings sticking and yield impeccable surface finishes while saving the cutting edges of the cutters.



Technical characteristics:

- high output centrifugal pump controlled automatically by the software of the machine.
- coolant circuit including an anti-return by-pass of the lubricant, flow adjustment valves and flexible tubing.
- three level decanting tank with filtration basket for an efficient below 10 micron filtration.
- clamping system and sealed/watertight tank mounted on bearing rails with pneumatic lock system.
- safety feature prohibiting the machine use when the part holding tank is not in a locked position.
- double lexan doors open entirely, while traveling on play free bearing rails for unlimited life and great comfort use.
- Easy loading and unloading regardless of the dimension of the cylinder head.

NEWEN FRANCE SA

Rue de l'Industrie
74800 La Roche s/Foron - FRANCE
Tel: +33 (0)4 50 25 87 82
Fax: +33 (0)4 50 97 64 93
E-mail: commercialfrance@newen.com

NEWEN USA

298-D Enterprise St - Escondido, CA 92029 - USA
Tel: +1-760-233-0067
or Toll Free (USA & Canada) : +1-800-639-3693
Fax: +1-760-233-0068
E-mail: fixed-turning@newen.com

www.newen.com

Your Exclusive Distributor: